

Analysis of the Implementation of the Vmedis Application in the Bunda Banjarbaru Pharmacy

Nunuk Kundari¹, Fadia Saleh², Suzi Suzanna³, Hasdi Suryadi⁴

^{1,2,3,4} Pancasetia School of Economics, 70248, Banjarmasin, South Kalimantan, Indonesia

Email

Kndrinunuk021bee@gmail.com¹, salehfadia@gmail.com², suzi_r65@yahoo.com³,
hasdisuryadi@yahoo.com⁴

Received: Month, Date, Year (Required) **Revised:** **Accepted:**

Abstract

The purpose of this study is to explain how the Vmedis application should be implemented at the Bunda Banjarbaru Pharmacy. The method used in this research is qualitative with a descriptive approach, data obtained through interviews, observation of the field by analyzing and describing the data that has been obtained from the Bunda Banjarbaru Pharmacy. The results of the study show that the Bunda Banjarbaru Pharmacy in its operational activities uses a manual system and then switches to a computerized system, namely the Vmedis Application. The application of the computerized system provides several advantages for Bunda Banjarbaru Pharmacy in service and administration activities. Conducting research at the Bunda Banjarbaru Pharmacy can be a suggestion that will influence future operational activities at the Bunda Banjarbaru Pharmacy in implementing the Vmedis Application even better.

Keywords: Accounting Information System, Vmedis Application

DOI :
p-ISSN :
e-ISSN :

© Copyright : BDJ Fact : Breakthrough Development Journal in Financial & Accounting (2025)

This is an Open Access article distributed under the terms of the Creative Commons Attribution 4.0 International License. Site Using OJS 3 PKP Optimized.

1. Introduction

Bunda Banjarbaru Pharmacy is a trading business operating in the pharmaceutical sector. Previously, operational activities at the pharmacy used simple record keeping. Proof of sales transactions still uses written notes. Purchases of medicines and medical devices are not recorded for each item, only in the purchase note archive, so tracing the difference between an item takes a long time because you first open the note archive one by one. Monitoring drug supplies is still manual by looking directly at the physical inventory, so it requires a lot of time and effort. Based on the problems that occurred, Bunda Banjarbaru Pharmacy decided to use a computerized information system.

The Vmedis application is a pharmacy information system used by pharmacies or clinics. The information produced by this application is in the form of sales data, purchase data, inventory data and financial data which can be intended for internal parties, namely pharmacies. Meanwhile, information in the form of a printed purchase note can be intended for consumers or buyers.

The phenomenon in this research is the process of moving a manual information system to a computerized information system, namely the Vmedis application. In this process, it is ideal to carry out a System Life Cycle on the Vmedis application starting from analyzing the required information system, installing the application, entering data, until the application is ready for use. From this phenomenon, the problem formulation obtained is "how should the Vmedis application be implemented at Bunda Banjarbaru Pharmacy".

2. Literature Review

The Vmedis application is an application that aims to make the pharmacy business system more structured, modern and flexible. According to Tata Sutabri (2015:21) the system life cycle is an evolutionary process that is followed in the implementation of a computer-based information system or sub-system. According to Sukamto and Shalahuddin (2015:28) the waterfall method is a model that provides a sequential or ordered software life flow approach starting from analysis, design, testing and supporting stages.

3. Research Design and Method

The method used in this research is qualitative with a descriptive approach by collecting data, incidents or occurrences from the objects studied, then classifying them for processing so that they can explain the problem in the problem formulation. The population in this research are employees, consumers and the Vmedis application itself.

4. Results and Discussion

The implementation of the Vmedis application at Bunda Banjarbaru Pharmacy should be based the waterfall method.

Information Systems

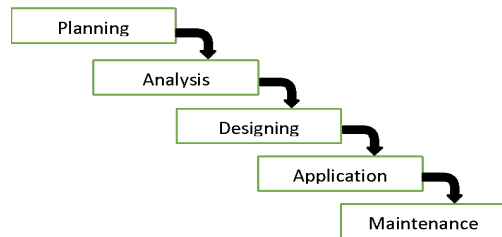


Figure 1. Waterfall Method
 Source: Maria Laurenzo (2017:11)

In this method, there are five stages, including planning, analysis, design, implementation and maintenance.

Planning

The Pharmacist in Charge of the Pharmacy holds discussions with employees regarding problems that exist during service and administration. Then the Pharmacist in Charge of the Pharmacy looks for information about what systems or applications can be used to handle problems in the pharmacy during service or administration. Information was obtained regarding the Vmedis application which is considered complete, easy and safe so that it can handle existing problems at an affordable price.

Analysis

In this stage, the Pharmacist in Charge of the Pharmacy begins to analyze the information system that will be purchased, namely the Vmedis application. Describe the problem and relate it to the solution in the menu and sub menu in the Vmedis Application.

Designing

Bunda Banjarbaru Pharmacy did not design the Vmedis Application itself, but purchased it from the Vmedis Application marketing party. After purchasing this application and obtaining a guidebook for using the application, all employees study the menus contained in the Vmedis Application.

Implementation

At this stage, the Vmedis Application has been implemented well, especially in the main activities that need to use a computerized system, namely in sales activities, including sales of general medicines, sale of medicines with a doctor's prescription, purchasing medicines and stock taking.

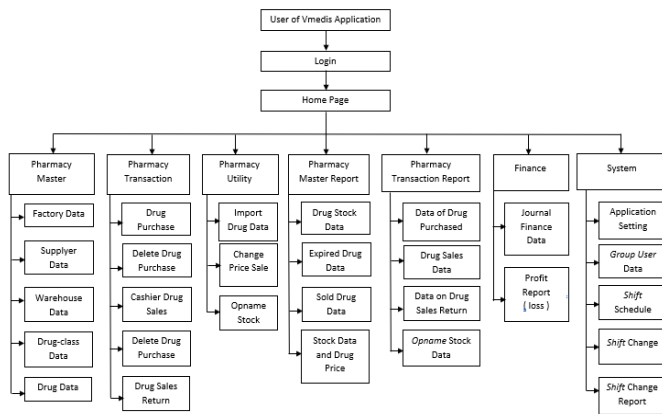


Figure 2.1 Menu Section of the applied Vmedis Application
Source: Data processed by researchers, 2022

Flowchart General Drug Sales

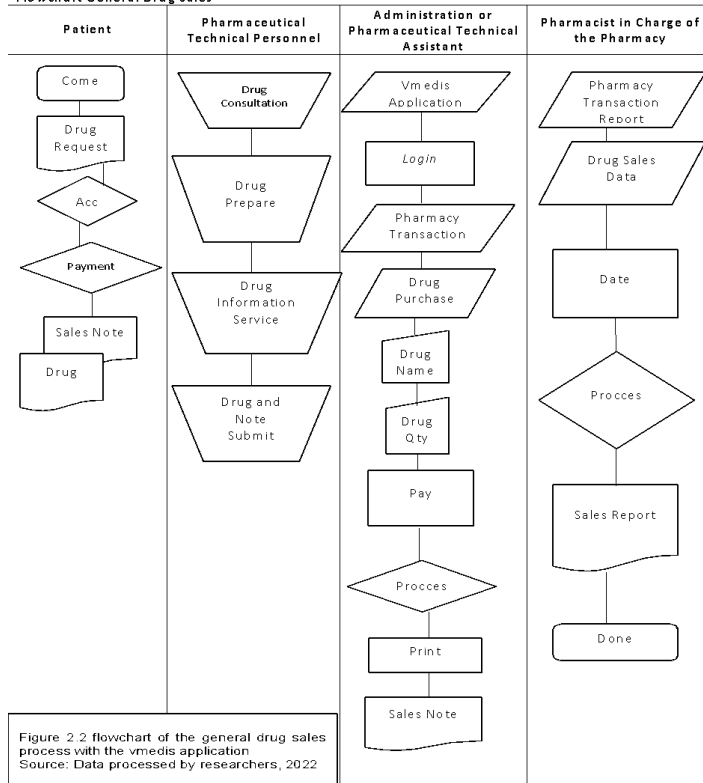


Figure 2.2 flowchart of the general drug sales process with the vmedis application
Source: Data processed by researchers, 2022

The explanation of the general drug sales *flowchart* is:

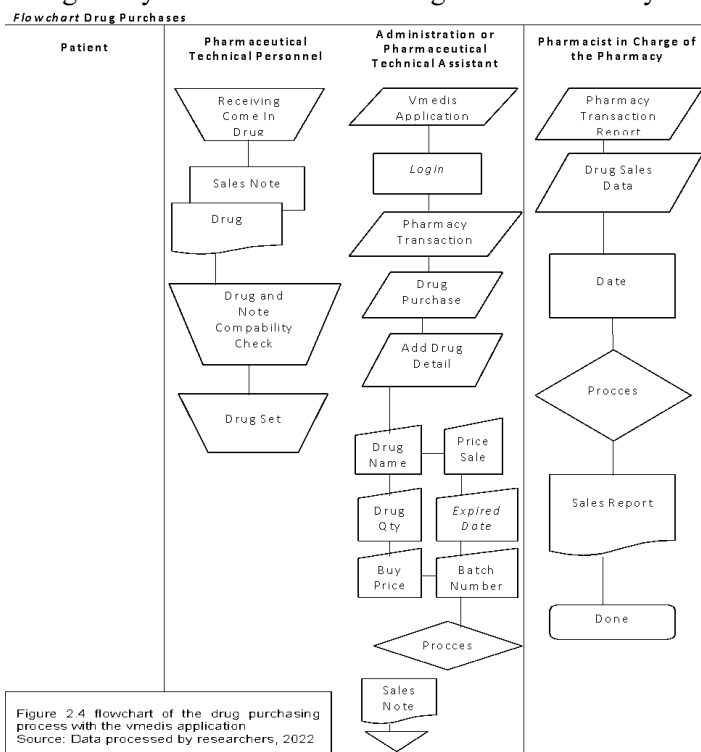
- Patients come with requests for medicine, either bringing samples of medicine packaging or reporting complaints to the Pharmaceutical Technical Staff. Then the patient consults about the medicine he wants to buy and states how much medicine he wants to buy. The patient agrees to the total price then the patient pays for the medicine. Patients receive Drug Information Services regarding the drugs they have purchased, receive the drugs along with a printed note from the Pharmaceutical Technical Personnel.
- The Pharmaceutical Technical Staff section, receives requests for medicines from patients, whether in the form of samples of medicine packaging or in the form of patient complaints, then provides medicine suggestions to patients. After the patient agrees, the Pharmacy Technician prepares the medicine and asks the Administration or Pharmacy Technician Assistant to make a sales note. Once

the medicine and note are ready, the Pharmaceutical Technical Personnel hands over the medicine along with the printed note while carrying out the Drug Information Service regarding the medicine purchased by the patient.

- c. In the Administration or Pharmaceutical Technical Assistant section, create a sales note using the Vmedis application. In the Vmedis application, do "Login" first, then display the home page, select the "Pharmacy Transactions" menu and the "Cashier Medicine Sales" sub menu. Input into the available columns is:
- Medicine name
 - Amount of Medicine
 - Tuslah and Embalase
 - Drug signs or rules for using drugs
 - Patient's name
 - Doctor's name
 - Recipe Number

Inform the total number of prescription drugs that must be paid for by the patient and receive payment from the patient, then return to the Vmedis application select the "Pay" and "Process" icons then "Print". The sales note as output is submitted to the Pharmaceutical Technical Personnel. The doctor's drug prescription is kept for the pharmacy archives.

- d. In the Pharmacist in Charge of the Pharmacy section, view sales reports via the Vmedis application. The Vmedis application homepage opens, select the "Pharmacy Transaction Reports" menu and the "Medicine Sales Data" sub menu, then enter the date of the sales report you want to view. Select the "Process" icon then drug sales data on the requested date will appear and can be printed and then signed by the Pharmacist in Charge of the Pharmacy.



The following is an explanation of the image:

- a. In the Pharmaceutical Technical Personnel section, goods in the form of medicines or medical devices arrive with a purchase receipt. Pharmaceutical Technical Staff adjust the medicines that arrive with the notes in terms of the quantity of the medicine, the name of the medicine, the type of

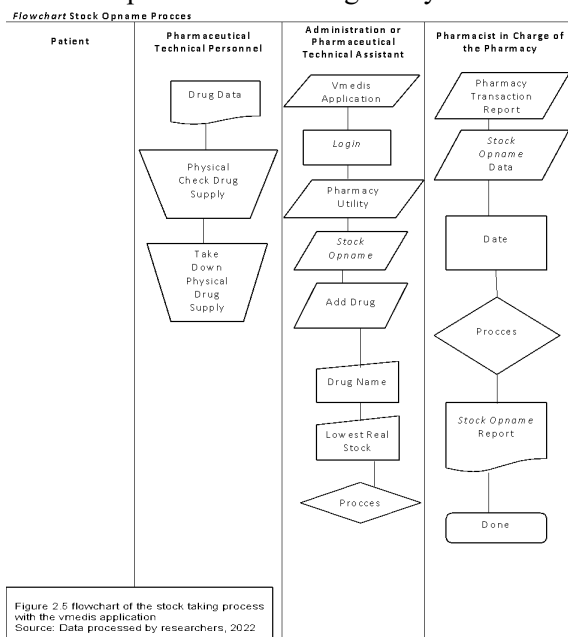
medicine and the expiration date of the medicine. Then, after the medicines arrive in accordance with those on the purchase note, the Pharmaceutical Technical Personnel arranges the medicines according to the First In First Out (FIFO) rules and submits the purchase note to the administration department or Assistant Pharmaceutical Technical Personnel for input and archiving.

b. In the Administration section or Assistant Pharmaceutical Technical Personnel, receive a purchase receipt from the Pharmaceutical Technical Personnel to input the purchase into the Vmedis application. After "Login" to the Vmedis application, select the "Pharmacy Transactions" menu and the "Purchase Medicine" sub menu, then add the medicine details according to the purchase receipt received with the medicine you received. Input in the available columns is based on:

- Medicine name
- Amount of Medicine
- Unit
- Purchase price
- Selling price
- Expiry date
- Batch Number

In the Vmedis application there is Output VAT which is used when inputting medicine purchases. VAT output arises when selling goods (medicines). The VAT output will be automatic because after inputting the purchase price, then input the selling price. Where the selling price input into the Vmedis application is obtained from the purchase price plus VAT plus the profit percentage then the purchase price and VAT will be automatically added to the available VAT column. After all the data entered is correct and matches what is on the note, select the "Process" icon. Drug purchase data is stored and drug inventory data is automatically increased. Purchase receipts are kept for pharmacy records.

c. In the Pharmacist in Charge of the Pharmacy section, see the purchase report via the Vmedis application. The Vmedis application homepage opens, select the "Pharmacy Transaction Reports" menu and the "Medicine Purchase Data" sub menu, then enter the date of the sales report you want to view. Select the "Process" icon then the drug purchase data on the requested date will appear and can be printed and then signed by the Pharmacist in Charge of the Pharmacy.



The following is an explanation of the image:

- a. The Pharmaceutical Technical Personnel section, receives data on the names of medicines and medical devices, then records the number of physical supplies in pharmacy storage. This activity is also carried out by the Pharmaceutical Technical Assistant.
- b. In the Administration or Pharmacy Technical Assistant section, adjust the stock in the Vmedis application. On the home page of the Vmedis application, after "Login" select the "Pharmacy Utilities" menu and the "Stock Take" sub menu. Then add the medicine by inputting it based on the available columns in the form of:
 - Medicine name
 - Smallesr Real Stock
- c. The Pharmacist in Charge of the Pharmacy sees the Stock Take report via the Vmedis application. The homepage of the Vmedis application opens, select the "Pharmacy Transaction Reports" menu and the "Stock Take Data" sub menu, then enter the date the stock take was carried out that you want to view. Select the "Process" icon then the stock take data on the requested date will appear and can be printed and signed by the Pharmacist in Charge of the Pharmacy.

Maintenance

In this stage, maintenance or maintenance of the data in the Vmedis Application is carried out. What Bunda Banjarbaru Pharmacy does to maintain the Vmedis system or application is by storing the necessary data and following application updates. Bunda Banjarbaru Pharmacy also carries out stock taking every three months, which is also a form of maintaining the system.

5. Conclusions

Based on the research results and explanations that the researchers have outlined, a conclusion can be drawn, namely that the implementation of the Vmedis Application at the Bunda Banjarbaru Pharmacy uses the waterfall method for the life cycle of the system being implemented. It is hoped that future researchers who are interested in researching the application of the Vmedis application will study the functions and methods of implementing the menus in the Vmedis application in more depth so that the results of the research will be more complete and better.

Reference

- Adwiya, R. (2020). Rancang Bangun Aplikasi Penjualan Handphone Berbasis Desktop. *Jurnal Informatika Kaputama (JIK)*, 4(2), 197-206.
- Asworowati, R. D., Mustomi, D., Adawia, P. R., Suhendra, A. D., Natong, A., & Ningrum, M. C. (2023). Perancangan Sistem Informasi Pendaftaran Pasien Rawat Jalan Pada Rumah Sakit Ibu dan Anak Gizar Berbasis Mobile. *Jurnal Teknologi Dan Sistem Informasi Bisnis*, 5(4), 542-549.
- Barasa, J. H., & Hermansyah, H. (2024). RANCANG BANGUN APLIKASI PENJUALAN OBAT BERBASIS MOBILE MENGGUNAKAN LOCATION BASED SERVICE PADA APOTEK TIRTA MANDIRI KOTA TANGERANG. *Journal of Computer Science and Information Technology*, 1(3), 184-202.
- Mugiarsih, A., & Sutejo, S. (2019). Sistem Informasi Jadwal Praktek Dokter Pada Klinik Bakti Ananda Berbasis Android. *JTKSI (Jurnal Teknologi Komputer dan Sistem Informasi)*, 2(2), 68-73.
- Mutiarasari, S., Chotimah, S. N., Nurvita, S., Mayadilani, A. M., & Sumantiawan, D. I. (2024). Analisis Kesiapan Implementasi Rekam Medis Elektronik di Klinik Pratama Simpang Lima Husada. *Jurnal Rekam Medis & Manajemen Infomasi Kesehatan*, 4(2), 7-17.
- Putra, J. A., Hermawan, N. A., Salsabilla, H., Wolio, N. A., Ramadhan, S. H., Erlangga, E., & Kusnendar,

- J. (2024). Rancang Bangun Aplikasi Berbasis Mobile Untuk Pendaftaran Pasien Klinik dan Penjualan Obat Dengan Model Waterfall. *Jurnal Sistem Informasi dan Sistem Komputer*, 9(2), 152-163.
- Sembiring, N. S. B. (2023). Rancang Bangun Sistem Informasi Pemesanan Obat Pada Apotek Mitha Farma Berbasis Web Dan Android. *Jurnal Info Digit (JID)*, 1(2), 488-501.
- Subagja, F. H. (2020). Perancangan Dan Implementasi Sistem Informasi Pelayanan Kesehatan Berbasis Android. *Jurnal Ilmiah Ilmu dan Teknologi Rekayasa*, 2(2).
- Suherni, P. (2021). Aplikasi Sistem Informasi Transaksi Pelayanan Obat Diapotek Menggunakan Metode Waterfall. *Jurnal SANTI-Sistem Informasi dan Teknik Informasi*, 1(2), 23-31.
- Sukamto, Salahuddin. 2015. Development of a Cashier Information System Using the Waterfall Method. *Journal of Science and Technology Education*. Vol. 09, No. 03, p. 752-773.
- Sutabri, T. 2015. *Information Systems Concept*. (Yogyakarta. CV. Budi Utama)
- Zalfa, A., Nugraha, G., Wulan, W. S., & Prayekti, E. (2024). PERBEDAAN HASIL KADAR HEMOGLOBIN MENGGUNAKAN HEMATOLOGY ANALYZER DAN POCT. *Jurnal Penelitian dan Kajian Ilmiah Kesehatan Politeknik Medica Farma Husada Mataram*, 10(2), 32-36.
- Zebua, J., & Sembiring, N. S. B. (2023). Rancang Bangun Aplikasi Pemesanan Obat Pada Apotik Mitha Farma Berbasis Web Dan Android. *Data Teknologi: Journal of Informatics and Computers*, 1(1), 16-23.